

550

WINCHESTER

SAN JOSE, CA

@ THE CORNER OF
WORK, (LIVE) & PLAY!

**NEWLY TRANSFORMED
PREMIER CLASS A OFFICE**









NEWMARK

the **Muller**
company

CLICK HERE FOR VIDEO TOUR



PROPERTY HIGHLIGHTS

-  Newly transformed workplace environment
-  Walking Distance to Santana Row Amenities
-  High quality office suites from $\pm 2,811$ - $\pm 19,140$ RSF
-  Easy access to 280 Freeway and Highway 17 (I 880)
Minutes to SJ International Airport
-  3.75/1000 Parking
-  Elevator Served
-  Competitive Lease Rate
-  Appointment to Tour




SAN JOSE, CA





550
WINCHESTER

JUST BLOCKS AWAY FROM SANTANA ROW AMENITIES





NORMAN Y. MINETA
SAN JOSE
 INTERNATIONAL
 AIRPORT

Westfield
 VALLEY FAIR


 SANTANA ROW

550
 WINCHESTER

**DOWNTOWN
 CAMPBELL**

 **THE PRUNEYARD**



ACE
 ALTAMONTO CORRIDOR EXPRESS

Valley Transportation Authority

Caltrain



550

WINCHESTER

SAN JOSE, CA

NEWLY TRANSFORMED
PREMIER CLASS A OFFICE

the **Muller**
company

NEWMARK

TODD SHAFFER

408-987-4144
todd.shaffer@nrmk.com
CA RE License #01002706

PATTY STEELE

408-982-8463
patty.steele@nrmk.com
CA RE License #00839635

GRANT MEYLAN

408-987-4153
grant.meylan@nrmk.com
CA RE License #02078953

ANDREA BARTLINSKI

408-982-8424
andrea.bartlinski@nrmk.com
CA RE License #01338254

The distributor of this communication is performing acts for which a real estate license is required. The information contained herein has been obtained from sources deemed reliable but has not been verified and no guarantee, warranty or representation, either express or implied, is made with respect to such information. Terms of sale or lease and availability are subject to change or withdrawal without notice. 21-1189 | 04/23